

KIT # VER - 06  
 for SINGLE SLIDE  
 landing door 1 1/4" THICK  
 with MAC individual hangers

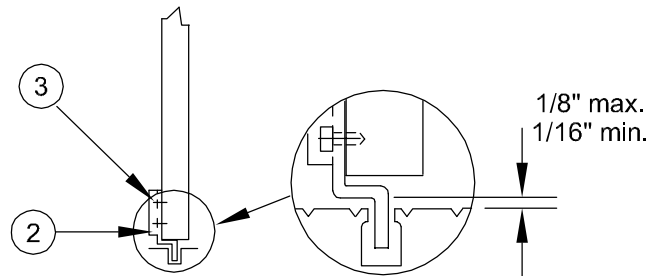
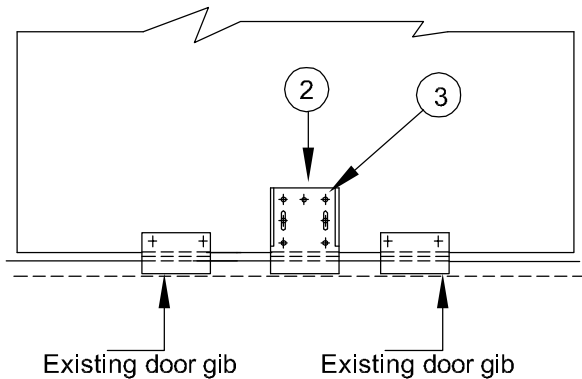
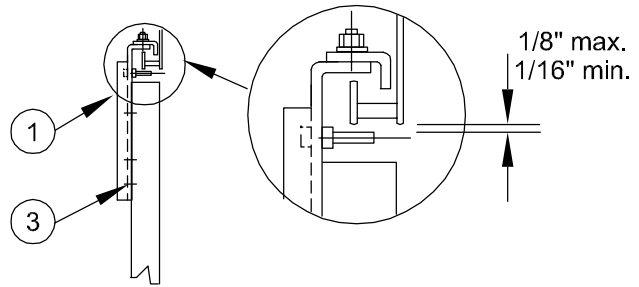
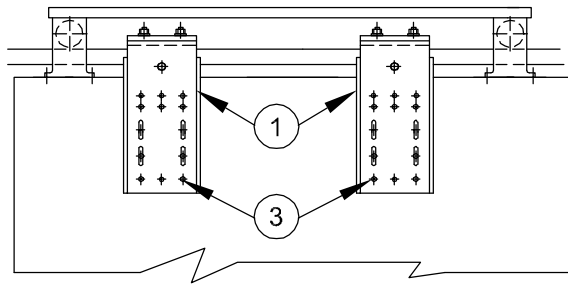
Item	Part No.	Description	Q'ty req'd
1	VER - T - M	Top Retainer Assembly	2
2	VER - B - M	Bottom Retainer	1 or 2 **
3	TEKS - 2	Screw 10 - 24 x 3/4 TEKS - 2 or equiv. hexagon washer hd, self tap, self drill	21 or 26 **

Tools Req'd : Electric screwdriver with clutch driven 5/16 hex. socket.  
 Clutch set at 30 - 40 inch- pounds torque.  
 5/16 & 1/2 wrench for adjustment.

**INSTALLATION :**

With door closed position top retainers ( Item 1 ) according to dimensions on the drawing.  
 Install retainers using supplied hardware, check that retainers will not scrape the door hanger  
 when the door is opening or closing.

With door closed position bottom retainer ( Item 2 ) as shown on the drawing.  
 Install retainer using one screw in the slotted hole, check that retainer will not scrape the sill  
 when door is opening or closing.  
 Readjust when necessary, install remaining screws.



\*\* If door is equipped with TYLER gib ( 18" long ) use two bottom retainers

